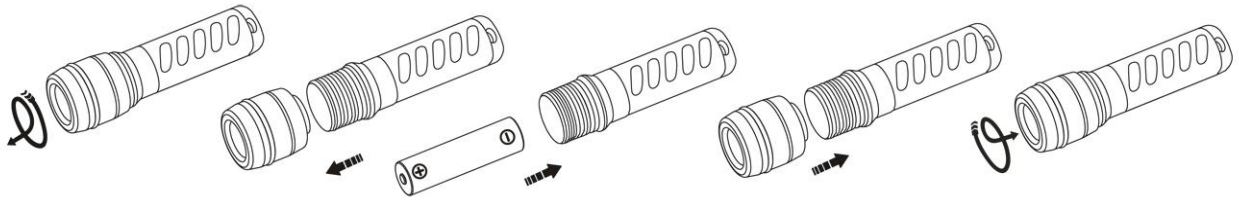


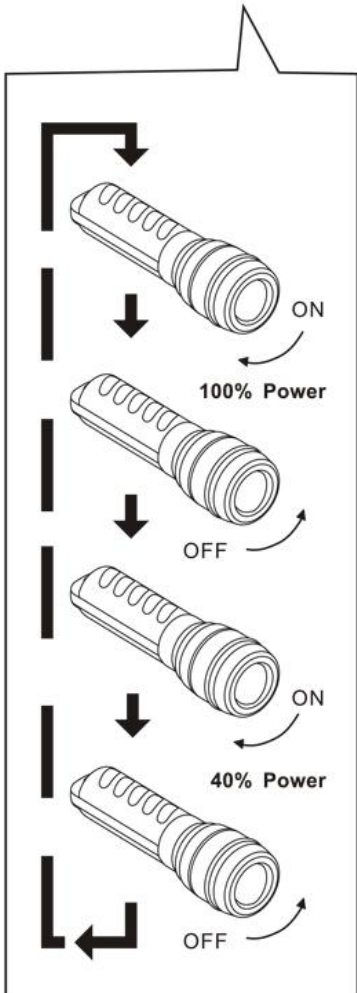
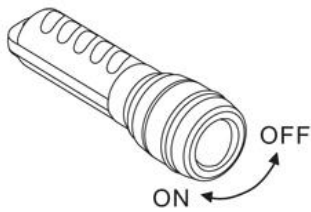
Sea Dragon Mini 600 Underwater Photo/Video/Dive Light (Item SL981)

Instruction Sheet

Step 1: Install two CR123 batteries or one Tenenergy 30049 Li-ion 18650 3.7V 2600mAh rechargeable battery (sold separately).

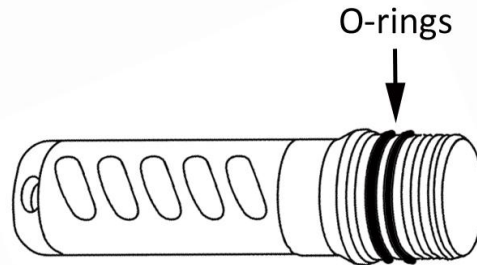


Step 2: Turn head clockwise to power. Rotate ½ turn counter clockwise to turn off.



Step 3: The light uses two O-rings to maintain a waterproof seal.

- 1) O-rings and sealing surfaces must be perfectly clean.
- 2) Inspect o-rings for cuts, tears or other damage and replace if damaged or at least once a year (item SL98103).
- 3) Lube O-rings lightly before each use.



Step 4: Use Y-S adapter to mount light to SeaLife AquaPod®, camera housing cold shoe or GoPro® camera.



SeaLife AquaPod®

Cold shoe mount

GoPro® camera

SeaLife warrants the original purchaser of this product, for a period of one (1) year from the date of purchase, that the product is free from defects in workmanship and materials. In the event the original purchaser believes there is a defect in a product, it is recommended that the purchaser first visit www.sealife-cameras.com for product updates and information on how to get warranty repair service. Please contact your local SeaLife dealer or the importer in the country where the product was purchased for return information.